



2010-2011

LCISD TAKS PERFORMANCE

Percentage Passing By Grade • All Students Tested

LCISD (Recognized)	Reading/ELA	Math	Writing	S.Studies	Science
	94%	89%	97%	97%	88%

**ELEMENTARY
SCHOOLS**


SCHOOLS	Reading			Math			Writing	Science
	3rd	4th	5th	3th	4th	5th	4th	5th
Austin (Exemplary)	100	100	100	97	100	100	100	94
Beasley (Acad. Acceptable)	80	82	86	82	79	90	96	82
Bowie (Exemplary)	94	93	99	83	89	100	92	96
Campbell (Exemplary)	98	99	100	98	98	100	100	97
Dickinson (Exemplary)	100	98	100	100	100	100	99	95
Frost (Exemplary)	98	97	98	99	99	99	100	95
Hubenak (Exemplary)	100	97	100	100	100	100	98	100
Huggins (Acad. Acceptable)	92	93	98	84	91	98	97	94
Hutchison (Recognized)	97	95	99	98	89	95	94	92
Jackson (Acad. Acceptable)	86	79	95	82	89	95	80	66
Long (Exemplary)	96	93	90	93	89	98	99	92
McNeill (Recognized)	98	97	98	95	95	98	99	90
Meyer (Recognized)	84	92	92	79	97	99	94	88
Pink (Recognized)	83	90	94	80	94	97	92	90
Ray (Exemplary)	97	95	100	98	100	100	100	99
Seguin (Recognized)	89	79	86	89	69	96	96	85
Smith (Recognized)	87	88	98	86	76	98	86	85
Thomas (Recognized)	95	90	97	93	98	98	93	85
Travis (Recognized)	93	86	92	89	94	87	95	79
Velasquez (Exemplary)	99	98	100	99	100	97	100	98
Williams (Exemplary)	97	96	97	96	96	98	97	96

**Jr. HIGH/
MIDDLE
SCHOOLS**

SCHOOLS	Reading			Math			Writing	S.Studies	Science
	6th	7th	8th	6th	7th	8th	7th	8th	8th
Briscoe JH (Recognized)		94	97		93	95	98	98	91
George JH (Acad. Acceptable)		88	96		88	92	96	98	88
Lamar JH (Acad. Acceptable)		92	95		84	92	95	95	85
Reading JH/MS (Recognized)	95	96	98	94	88	93	98	98	92
Navarro MS (Recognized)	87			85					
Wertheimer MS (Exemplary)	94			98					
Wessendorff MS (Recognized)	90			87					

**HIGH
SCHOOLS**

SCHOOLS	Reading			Math			S.Studies		Science	
	9th	10th	11th	9th	10th	11th	10th	11th	10th	11th
Foster HS (Recognized)	97	94	97	83	86	95	95	99	85	96
George Ranch HS (Acad. Acceptable)	96	96	n/a	82	86	n/a	98	n/a	91	n/a
Lamar CHS (Acad. Acceptable)	90	87	94	73	67	87	91	98	70	86
Terry HS (Acad. Acceptable)	90	93	95	62	72	85	93	97	70	90



Foster High School Track

2010 - 2011

LAMAR CISD TAKS SCORES

Percentage Passing By Grade

Elementary Schools

SCHOOLS	Reading			Math			Writing	Science
	3rd	4th	5th	3rd	4th	5th	4th	5th
Frost (Exemplary)	98	97	98	99	99	99	100	95
Hubenak (Exemplary)	100	97	100	100	100	100	98	100
Huggins (Acad. Acceptable)	92	93	98	84	91	98	97	94
Jackson (Acad. Acceptable)	86	79	95	82	89	95	80	66
McNeill (Recognized)	98	97	98	95	95	98	99	90

Wertheimer Middle School (Exemplary)


6th Grade Reading	6th Grade Math
94	98

Briscoe Junior High (Recognized)

Reading		Math		Writing	S. Studies	Science
7th	8th	7th	8th	7th	8th	8th
94	97	93	95	98	98	91

Foster High School (Recognized)

Reading			Math			S. Studies		Science	
9th	10th	11th	9th	10th	11th	10th	11th	10th	11th
97	94	97	83	86	95	95	99	85	96



George Ranch High School Track

2010 - 2011

LAMAR CISD TAKS SCORES

Percentage Passing By Grade

Elementary Schools

SCHOOLS	Reading			Math			Writing	Science
	3rd	4th	5th	3rd	4th	5th	4th	5th
Campbell (Exemplary)	98	99	100	98	98	100	100	97
Dickinson (Exemplary)	100	98	100	100	100	100	99	95
Thomas (Recognized)	95	90	97	93	98	98	93	85
Velasquez (Exemplary)	99	98	100	99	100	97	100	98
Williams (Exemplary)	97	96	97	96	96	98	97	96


Reading Middle/Junior High (Recognized)

Reading			Math			Writing	S. Studies	Science
6th	7th	8th	6th	7th	8th	7th	8th	8th
95	96	98	94	88	93	98	98	92

George Ranch High School (Academically Acceptable)

Reading			Math			S.Studies		Science	
9th	10th	11th	9th	10th	11th	10th	11th	10th	11th
96	96	n/a	82	86	n/a	98	n/a	91	n/a





Lamar Consolidated High School Track

2010 - 2011

LAMAR CISD TAKS SCORES

Percentage Passing By Grade

Elementary Schools

SCHOOLS	Reading			Math			Writing	Science
	3rd	4th	5th	3rd	4th	5th	4th	5th
Austin (Exemplary)	100	100	100	97	100	100	100	94
Beasley (Acad. Acceptable)	80	82	86	82	79	90	96	82
Hutchison (Recognized)	97	95	99	98	89	95	94	92
Long (Exemplary)	96	93	90	93	89	98	99	92
Pink (Recognized)	83	90	94	80	94	97	92	90
Seguin (Recognized)	89	79	86	89	69	96	96	85
Smith (Recognized)	87	88	98	86	76	98	86	85

Wessendorff Middle School (Recognized)


6th Grade Reading	6th Grade Math
90	87

Lamar Junior High (Academically Acceptable)

Reading		Math		Writing	S. Studies	Science
7th	8th	7th	8th	7th	8th	8th
92	95	84	92	95	95	85

Lamar Consolidated High School (Academically Acceptable)

Reading			Math			S. Studies		Science	
9th	10th	11th	9th	10th	11th	10th	11th	10th	11th
90	87	94	73	67	87	91	98	70	86



Terry High School Track

2010 - 2011

LAMAR CISD TAKS SCORES

Percentage Passing By Grade

Elementary Schools

SCHOOLS	Reading			Math			Writing	Science
	3rd	4th	5th	3rd	4th	5th	4th	5th
Beasley (Acad. Acceptable)	80	82	86	82	79	90	96	82
Bowie (Exemplary)	94	93	99	83	89	100	92	96
Meyer (Recognized)	84	92	92	79	97	99	94	88
Ray (Exemplary)	97	95	100	98	100	100	100	99
Thomas (Recognized)	95	90	97	93	98	98	93	85
Travis (Recognized)	93	86	92	89	94	87	95	79

Navarro Middle School (Recognized)

6th Grade Reading	6th Grade Math
87	85

George Junior High (Academically Acceptable)

Reading		Math		Writing	S. Studies	Science
7th	8th	7th	8th	7th	8th	8th
88	96	88	92	96	98	88

Terry High School (Academically Acceptable)

Reading			Math			S. Studies		Science	
9th	10th	11th	9th	10th	11th	10th	11th	10th	11th
90	93	95	62	72	85	93	97	70	90

